



moduLo

PAGE 10-2

- MODULAR TIME RELAYS**
- Suitable for consumer switchboards
 - Selectable time ranges on front: 0.1 second - 100 days
 - LED indication
 - Mounting on 35mm DIN rail
 - Screw terminals.



PAGE 10-4

- DIN RAIL MOUNT TIME RELAYS**
- Internal panel mounting
 - Selectable time ranges on front: 0.3 seconds - 120 minutes
 - LED indication
 - Mounting on 35mm DIN rail
 - Screw terminals.



PAGE 10-8

- PLUG-IN AND FLUSH-MOUNT TIME RELAYS, 48X48MM**
- Flush and internal panel mounting
 - Time ranges: 0.05 seconds - 10 hours
 - LED indication
 - 8 and 11-pin sockets for panel mounting.

- ◆ *Modular version for consumer switchboards*
- ◆ *DIN mount version*
- ◆ *Plug-in or flush-mount version*
- ◆ *Vast range of functions and time scales*
- ◆ *Reliable time and repeat accuracy.*



Modular version

- On delay time relay. Multiscale. Multivoltage
- Multifunction time relay. Multiscale. Multivoltage. 1 changeover contact
- Multifunction time relay. Multiscale. Multivoltage. 1 changeover contact and 1 normally open contact
- Recycle time relay, independent timings. Multiscale. Multivoltage
- Off delay time relay. Multiscale. Multivoltage
- Time relay for starting. Multiscale. Multivoltage
- Staircase time relay

SEC. PAGE

- 10- 2
- 10- 2
- 10- 2
- 10- 3
- 10- 3
- 10- 3
- 10- 4

DIN rail mount version

- On delay time relay. Multiscale. AC supply
- On delay time relay. Multiscale. AC/DC supply
- Off delay time relay. Multiscale. AC/DC supply
- Off delay time relay at external contact opening. Multiscale
- Multifunction time relay. Multiscale. Multivoltage. 2 independent changeover contacts
- Programmable asymmetrical recycle time relay; independent timing
- Time relays for starting
- Accessories

- 10- 4
- 10- 4
- 10- 5
- 10- 5
- 10- 6
- 10- 6
- 10- 7
- 10- 7

Plug-in and flush-mount version, 48x48mm

- On delay time relay. Single scale. Single voltage
- On delay time relay. Multiscale. Multivoltage
- On delay time relay. Multiscale. Single voltage
- Multifunction time relay. Multiscale. Multivoltage
- Accessories

- 10- 8
- 10- 8
- 10- 8
- 10- 8
- 10- 9

On delay time relay. Multiscale. Multivoltage



TM P

Order code	Time of scale range	Rated auxiliary supply voltage	Qty per pkg	Wt.
		[V]	n°	[kg]
TM P	0.1-1s	24-48VDC 24-240VAC	1	0.048
	1-10s			
	6-60s			
	1-10min			
	6min-1h			
	1-10h			
	0.1-1 day			
	1-10 days			
	ON only			
	OFF only			

General characteristics

- Electronic time relay, multiscale, multivoltage.
- On delay, delay on make, with start at relay energising
- 1 relay output with 1 changeover contact
- Delay time adjustable on front by rotary switch: 10-100%
- Green LED indicator for power on
- Red LED indicator for relay state; flashing for delay and steady when relay energised
- Modular DIN 43880 housing, 1 module
- Degree of protection: IP40 on front (only when mounted in housing or electric board with IP40); IP20 on terminals.

Certifications and compliance

Certifications obtained: cULus and GOST.
Compliant with standards: IEC/EN 61812-1.

Operational diagram

See page W-13.

Multifunction time relay. Multiscale. Multivoltage. 1 relay output



TM M1

Order code	Time of scale range	Rated auxiliary supply voltage	Qty per pkg	Wt.
		[V]	n°	[kg]
TM M1	0.1-1s	12-240V AC/DC	1	0.053
	1-10s			
	6-60s			
	1-10min			
	6min-1h			
	1-10h			
	0.1-1 day			
	1-10 days			
	ON only			
	OFF only			

General characteristics

- Electronic time relay, multifunction, multiscale, multivoltage
- Enabling input
- 1 relay output with 1 changeover contact
- Selectable functions: (a) On delay; delay on make with start at relay energising. (b) Pulse on relay energising with start when energised. (c) Flasher starting with OFF interval. Equal timing recycle. (d) Flasher starting with ON interval. Equal timing recycle. (e) Off delay; relay energising at external contact closing with start on break. (f) Pulse on relay energising with start on external contact closing. (g) Pulse on relay energising with start on external contact opening. (h) On-off delay. Delay on make, with start at external contact closing, and delay at break, with start at external contact opening. (i) Step relay at each closing of an external contact. (j) Pulse generator, unequal timing recycle; starting with OFF pulse time and 0.5s ON pulse.
- Delay time adjustable on front by rotary switch: 10-100%
- Green LED indicator for power on
- Red LED indicator for relay state; flashing for delay and steady when relay energised
- Modular DIN 43880 housing, 1 module suitable for fixing on 35mm DIN rail (IEC/EN 60715)
- Degree of protection: IP40 on front (only when mounted in housing or electric board with IP40); IP20 on terminals.

Certifications and compliance

Certifications obtained: cULus and GOST.
Compliant with standards: IEC/EN 61812-1.

Operational diagram

See page W-13.

Multifunction time relay. Multiscale. Multivoltage. 2 relay outputs.



TM M2

Order code	Time of scale range	Rated auxiliary supply voltage	Qty per pkg	Wt.
		[V]	n°	[kg]
TM M2	0.1-1s	12-240V AC/DC	1	0.078
	1-10s			
	6-60s			
	1-10min			
	6min-1h			
	1-10h			
	0.1-1 day			
	1-10 days			
	ON only			
	OFF only			

General characteristics

- Electronic time relay, multifunction, multiscale, multivoltage
- Enabling input
- 2 relay outputs, one with 1 delayed changeover (C/O) contact and the other with 1 normally open (N/O) contact, programmable as instantaneous or delayed
- Selectable functions: (a) On delay; delay on make with start at relay energising. (b) Pulse on relay energising with start when energised. (c) Flasher starting with OFF interval. Equal timing recycle. (d) Flasher starting with ON interval. Equal timing recycle. (e) Off delay; relay energising at external contact closing with start on break. (f) Pulse on relay energising with start on external contact closing. (g) Pulse on relay energising with start on external contact opening. (h) On-off delay. Delay on make, with start at external contact closing, and delay at break, with start at external contact opening. (i) Step relay at each closing of an external contact. (j) Pulse generator, unequal timing recycle; starting with OFF pulse time and 0.5s ON pulse.
- Delay time adjustable on front by rotary switch: 10-100%
- Green LED indicator for power on
- Red LED indicator for relay state; flashing for delay and steady when relay energised
- Modular DIN 43880 housing, 1 module suitable for fixing on 35mm DIN rail (IEC/EN 60715)
- Degree of protection: IP40 on front (only when mounted in housing or electric board with IP40); IP20 on terminals.

Certifications and compliance

Certifications obtained: cULus and GOST.
Compliant with standards: IEC/EN 61812-1.

Operational diagram

See page W-14.

Recycle time relay, independent timings. Multiscale. Multivoltage



moduLo

TM PL

Order code	Time of scale range	Rated auxiliary supply voltage	Qty per pkg	Wt.
		[V]	n°	[kg]
TM PL	0.1-1s 1-10s 6-60s 1-10min 6min-1h 1h-10h 0.1-1 day 1-10 days 3-30 days 10-100 days	12-240V AC/DC	1	0.060

General characteristics

- Programmable asymmetrical recycle time relay, multiscale, multivoltage. Flasher with independent timing for ON and OFF intervals
- Enabling input of ON or OFF interval
- 1 relay output with 1 changeover contact
- Delay time for OFF (pause) interval, adjustable on front by rotary switch: 10-100%
- Delay time for ON (work) interval, adjustable on front by rotary switch: 10-100%
- Green LED indicator for power on
- Red LED indicator for relay state; flashing for delay
- Modular DIN 43880 housing, 1 module; suitable for fixing on 35mm DIN rail (IEC/EN 60715)
- Degree of protection: IP40 on front (only when mounted in housing or electric board with IP40); IP20 on terminals.

Certifications and compliance

Certifications obtained: cULus and GOST.
Compliant with standards: IEC/EN 61812-1.

Operational diagram

See page W-15.

Off delay time relay. Multiscale. Multivoltage



moduLo

TM D

Order code	Time of scale range	Rated auxiliary supply voltage	Qty per pkg	Wt.
		[V]	n°	[kg]
TM D	0.06-0.6s 0.6-6s 6-60s 18-180s	24-240V AC/DC	1	0.060

General characteristics

- Electronic time relay, multiscale, multivoltage. True off delay; delay on break with start at relay de-energising
- 1 relay output with 1 changeover contact
- Delay time adjustable on front by rotary switch: 10-100%
- Green LED indicator for power on
- Modular DIN 43880 housing, 1 module; suitable for fixing on 35mm DIN rail (IEC/EN 60715)
- Degree of protection: IP40 on front (only when mounted in housing or electric board with IP40); IP20 on terminals.

Certifications and compliance

Certifications obtained: cULus and GOST.
Compliant with standards: IEC/EN 61812-1.

Operational diagram

See page W-15.

Time relay for starting. Multiscale. Multivoltage



moduLo

TM ST

Order code	Time of scale range	Rated auxiliary supply voltage	Qty per pkg	Wt.
		[V]	n°	[kg]
TM ST	0.1-1s 1-10s 6-60s 1-10min	24-48VDC 24-240VAC	1	0.060
TM ST A440	0.1-1s 1-10s 6-60s 1-10min	380-440VAC	1	0.065

General characteristics

- Electronic time relay, multiscale, multivoltage for starting (star-delta, impedance, autotransformer, etc) of induction motors (squirrel cage), 2 separate timings
- 1 relay output with 2 normally open (N/O) contacts with common pole
- Delay time adjustable on front by rotary switch: 10-100% for star connection
- Starting and transition (20-300ms time scale - from star to delta), time adjustable on front by rotary switch
- Green LED indicator for power on
- Red LED indicator for relay state; flashing during delay and steady at delay lapsing
- Modular DIN 43880 housing, 1 module; suitable for fixing on 35mm DIN rail (IEC/EN 60715)
- Degree of protection: IP40 on front (only when mounted in housing or electric board with IP40); IP20 on terminals.

Certifications and compliance

Certifications obtained: cULus and GOST.
Compliant with standards: IEC/EN 61812-1.

Operational diagram

See page W-15.

Modular time relays. DIN mount time relays

Staircase time relay




TM LS

Order code	Time of scale range	Rated auxiliary supply voltage	Qty per pkg	Wt.
		[V]	n°	[kg]
TM LS	0.5-20min	220-240VAC	1	0.060

General characteristics

- Electronic time relay single scale and voltage for staircase illumination
- 1 relay output with 1 powered normally open (N/O) contact
- Delay time adjustable on front by rotary switch
- Suitable for 3 or 4-wire systems
- 1 slide switch for timed or constant lighting operation
- Function for one hour lighting and fast switch off
- Green LED indicator for power on
- Connection with up to 50 light-up switches maximum; ≤ 1mA each
- Modular DIN 43880 housing, 1 module suitable for fixing on 35mm DIN rail (IEC/EN 60715)
- Degree of protection: IP40 on front (only when mounted in housing or electric board with IP40); IP20 on terminals.

Certifications and compliance

Certifications obtained: cULus and GOST.
Compliant with standards: IEC/EN 61812-1.

Operational diagram

See page W-15.

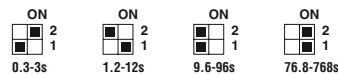
On delay time relay. Multiscale. AC supply



31 AT1P...

Order code	Time scale range	Rated auxiliary supply voltage	Qty per pkg	Wt.
		[V]	n°	[kg]
31 AT1P 240	0.3-3s 1.2-12s	24VAC 100-240VAC	1	0.120
31 AT1P 440	9.6-96s 76.8-768s	24VAC 220-440VAC	1	0.120

Time-range setting



General characteristics

- Electronic time relay, multiscale, multivoltage. On delay, delay on make with start at relay energising
- 1 relay output with 1 changeover contact
- Delay time adjustable on front by potentiometer
- Time range setting using dip switch
- LED indicators for power on and relay state
- 22.5mm wide housing; suitable for fixing on 35mm DIN rail (IEC/EN 60715). For screw fixing, use CE106 adapter; see page 10-7
- Degree of protection: IP40 on front and IP20 at terminals.

Certifications and compliance

Certifications obtained: cULus and GOST.
Compliant with standards: IEC/EN 61812-1.

Operational diagram

See page W-16.

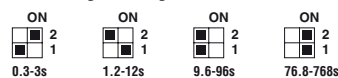
On delay time relay. Multiscale. AC/DC supply



31 AT1CP...

Order code	Time scale range	Rated auxiliary supply voltage	Qty per pkg	Wt.
		[V]	n°	[kg]
31 AT1CP 24	0.3-3s 1.2-12s	12VAC/DC 24VAC/DC	1	0.120
31 AT1CP 125	9.6-96s 76.8-768s	48-60VAC/DC 110-125V AC/DC	1	0.120

Time-range setting



General characteristics

- Electronic time relay, multiscale, multivoltage. On delay, delay on make with start at relay energising
- 1 relay output with 1 changeover contact
- Delay time adjustable on front by potentiometer
- Time range setting using dip switch
- LED indicators for power on and relay state
- 22.5mm wide housing; suitable for fixing on 35mm DIN rail (IEC/EN 60715). For screw fixing, use CE106 adapter; see page 10-7
- Degree of protection: IP40 on front and IP20 at terminals.

Certifications and compliance

Certifications obtained: cULus and GOST.
Compliant with standards: IEC/EN 61812-1.

Operational diagram

See page W-16.

Off delay time relay off delay. Multiscale



31 ATD...

Order code	Time scale range	Rated auxiliary supply voltage	Qty per pkg	Wt
		[V]	n°	[kg]
31 ATD 24	0.3-3s	24VAC/DC	1	0.140
31 ATD 48	1.2-12s	48VAC/DC	1	0.140
31 ATD 110	9.6-96s	110-127VAC	1	0.140
31 ATD 220	76.8-768s	220-240VAC	1	0.140

Time-range setting



General characteristics

- Electronic time relay, multiscale, multivoltage. True off delay; delay on break, starting at relay de-energising
- 1 relay output with 1 changeover contact
- Delay time adjustable on front by potentiometer
- Time range setting using dip switch
- LED indicator for power on
- 22.5mm wide housing; suitable for fixing on 35mm DIN rail (IEC/EN 60715). For screw fixing, use CE106 adapter; see page 10-7
- Degree of protection: IP40 on front and IP20 at terminals.

Certifications and compliance

Certifications obtained: cULus and GOST.
Compliant with standards: IEC/EN 61812-1.

Operational diagram

See page W-16.

Off delay time relay at external contact opening. Multiscale

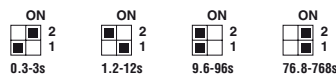


31 AT1DP...

Order code	Time scale range	Rated auxiliary supply voltage	Qty per pkg	Wt
		[V]	n°	[kg]
With auxiliary power supply.				
31 AT1DP 24	0.3-3s	24VAC/DC	1	0.140
31 AT1DP 48	1.2-12s	48VAC/DC	1	0.140
31 AT1DP 110	9.6-96s	110-127VAC	1	0.140
31 AT1DP 220	76.8-768s	220-240VAC	1	0.140

ⓘ With DC supply, connect ("–") polarity to terminal A2.

Time-range setting



General characteristics

- Electronic time relay, multiscale, single voltage. Off delay; relay energising at external contact closing and delay at break, with start at de-energising, auxiliary supply
- 1 relay output with 1 changeover contact
- Delay time adjustable on front by potentiometer
- Time range setting using dip switch
- LED indicators for power on and relay state
- 22.5mm wide housing; suitable for fixing on 35mm DIN rail (IEC/EN 60715). For screw fixing, use CE106 adapter; see page 10-7
- Degree of protection: IP40 on front and IP20 at terminals.

Certifications and compliance

Certifications obtained: cULus and GOST.
Compliant with standards: IEC/EN 61812-1.

Operational diagram

See page W-16.

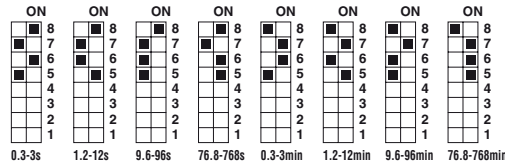
Multifunction time relay. Multiscale. Multivoltage. 2 relay outputs



31 BTM 220

Order code	Time scale range	Rated auxiliary supply voltage	Qty per pkg	Wt
		[V]	n°	[kg]
31 BTM 220	0.3-3s	24VAC/DC 110-127VAC 220-240VAC	1	0.180
	1.2-12s			
	9.6-96s			
	76.8-768s			
	0.3-3min			
	1.2-12min			
9.6-96min				
76.8-768min				

Time-range setting



General characteristics

- Electronic time relay, multifunction, multiscale, multivoltage
- 2 relay outputs, each with 1 changeover contact, programmable by dip switches
- Selectable functions: On delay; delay on make with start at relay energising. Pulse on relay energising with start when energised. On delay, delay on make, with start at external contact opening. Off delay; relay energising at external contact opening. Flasher, starting with OFF interval; independent timing recycle. Flasher starting with ON interval; independent timing recycle.
- Possible programming of an output relay with instantaneous function (21-22-24 output)
- Delay time adjustable on front by potentiometer
- Possible time relay clearing by using an external contact connected on R1-R2 terminals; 5ms resetting time
- LED indicators for power on and relay state
- 22.5mm wide housing; suitable for fixing on 35mm DIN rail (IEC/EN 60715). For screw fixing, use CE107 adapter; see page 10-7
- Degree of protection: IP40 on front and IP20 at terminals.

Certifications and compliance

Certifications obtained: cULus and GOST.
Compliant with standards: IEC/EN 61812-1.

Operational diagram

See page W-17.

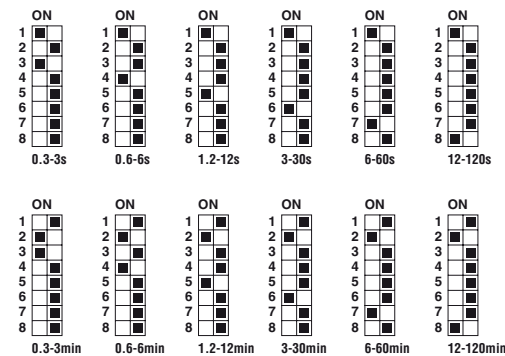
Programmable asymmetrical recycle time relay



31 DRPL 220

Order code	Time scale range	Rated auxiliary supply voltage	Qty per pkg	Wt
		[V]	n°	[kg]
31 DRPL 220	0.3-3s	24VAC/DC 110-127VAC 220-240VAC	1	0.200
	0.6-6s			
	1.2-12s			
	3-30s			
	6-60s			
	12-120s			
	0.3-3min			
	0.6-6min			
	1.2-12min			
	3-30min			
	6-60min			
	12-120min			

Time-range setting



General characteristics

- Programmable recycle time relay, multiscale, multivoltage. Flasher with asymmetrical independent timing for ON and OFF intervals
- 2 relay outputs, each with 1 changeover contact
- Delay time for OFF (pause) and ON (work) intervals, adjustable on front by potentiometer
- Time scale selected by independent dip switches
- Cycle can start with ON (work) interval by jumpering S1-S2 terminals
- LED indicator for power on and relay state
- 45mm wide housing; suitable for fixing on 35mm DIN rail (IEC/EN 60715). For screw fixing, use CE106 adapter; see page 10-7
- Degree of protection: IP40 on front and IP20 at terminals.

Certifications and compliance

Certifications obtained: cULus and GOST.
Compliant with standards: IEC/EN 61812-1.

Operational diagram

See page W-18.

DIN mount time relays.

Accessories for DIN mount time relays

Time relay for starting



31 BT2N...

Order code	Time scale range	Rated auxiliary supply voltage	Qty per pkg	Wt
		[V]	n°	[kg]
31 BT2N 6S 48	0.6-6s	24VAC/DC	1	0.180
31 BT2N 12S 48	1.2-12s		1	0.180
31 BT2N 30S 48	3-30s	48VAC/DC	1	0.180
31 BT2N 60S 48	6-60s		1	0.180
31 BT2N 6S 110	0.6-6s	24VAC/DC	1	0.180
31 BT2N 12S 110	1.2-12s		1	0.180
31 BT2N 30S 110	3-30s	110-127VAC	1	0.180
31 BT2N 60S 110	6-60s		1	0.180
31 BT2N 6S 220	0.6-6s	24VAC/DC	1	0.180
31 BT2N 12S 220	1.2-12s		1	0.180
31 BT2N 30S 220	3-30s	220-240VAC	1	0.180
31 BT2N 60S 220	6-60s		1	0.180
31 BT2N 6S 380	0.6-6s	24VAC/DC	1	0.180
31 BT2N 12S 380	1.2-12s		1	0.180
31 BT2N 30S 380	3-30s	380-415VAC	1	0.180
31 BT2N 60S 380	6-60s		1	0.180
31 BT2N 6S 440	0.6-6s	24VAC/DC	1	0.180
31 BT2N 12S 440	1.2-12s		1	0.180
31 BT2N 30S 440	3-30s	415-440VAC	1	0.180
31 BT2N 60S 440	6-60s		1	0.180

General characteristics

- Electronic time relay, single scale, dual voltage for starting of induction (squirrel cage) motors, such as star-delta, impedance and autotransformer, 2 separate timings
- At power on, the timing starts immediately. At lapsing, the two output relays are energised one after the other. The first removes the consent to the starting contactor (star mode); when the transition time, programmable 20-300ms, lapses, the second consents to the second (delta) contactor to close. If the supply voltage is removed before the set time lapsing, timing is cleared and the time relay is reset
- 2 relay outputs, each with 1 changeover contact
- Starting and transition time (20-300ms time scale) adjustable on front by potentiometer
- LED indicator for power on and relay state
- 22.5mm wide housing; suitable for fixing on 35mm DIN rail (IEC/EN 60715). For screw fixing, use CE107 adapter; see page 10-7
- Degree of protection: IP40 on front and IP20 at terminals.

Certifications and compliance

Certifications obtained: cULus and GOST.
Compliant with standards: IEC/EN 61812-1.

Operational diagram

See page W-18.

Accessories for DIN mount time relays

Order code	Description	Qty per pkg	Wt
		n°	[kg]
31 CE106	Screw fixing adapter for time relays: AT1 - AT1C - AT1P - AT1CP - ATD - AT1DP - DRPL	10	0.002
31 CE107	Screw fixing adapter for time relays: BTPM - BT2N	10	0.002

48x48mm time relay



31 L48T...



31 L48TP...



31 L48TPB...



31 L48M...

Order code	Time scale range	Rated auxiliary supply voltage	Qty per pkg	Wt
		[V]	n°	[kg]

Time relay on delay.
Single scale and single voltage.

31 L48T 3S 24	0.1-3s	24VAC/DC	1	0.121
31 L48T 6S 24	0.1-6s		1	0.121
31 L48T 30S 24	0.5-30s		1	0.121
31 L48T 60S 24	0.5-60s		1	0.121
31 L48T 3M 24	1s-3min		1	0.121
31 L48T 6M 24	3s-6min		1	0.121
31 L48T 30M 24	30s-30min		1	0.121
31 L48T 60M 24	30s-60min		1	0.121
31 L48T 3H 24	3min-3h	220-240VAC	1	0.121
31 L48T 3S 240	0.1-3s		1	0.121
31 L48T 6S 240	0.1-6s		1	0.121
31 L48T 30S 240	0.5-30s		1	0.121
31 L48T 60S 240	0.5-60s		1	0.121
31 L48T 3M 240	1s-3min		1	0.121
31 L48T 6M 240	3s-6min		1	0.121
31 L48T 30M 240	30s-30min		1	0.121
31 L48T 60M 240	30s-60min	1	0.121	
31 L48T 3H 240	3min-3h	1	0.121	

Time relay on delay.
Multiscale and multivoltage.

31 L48TP S 240	0.3-780s	24VAC/DC 110VAC	1	0.124
31 L48TP M 240	18s-780min	220-240VAC	1	0.124

Time relay on delay.
Multiscale and single voltage.

31 L48TPB M24	0.05s-10min	24VAC/DC	1	0.126
31 L48TPB M240		220-240VAC	1	0.126

Time relay, multifunction, multivoltage and multiscale.

31 L48M M 240	0.05s-10min	24-240V	1	0.127
31 L48M H 240	0.6s-10h	AC/DC	1	0.127

General characteristics

TIME RELAY L48T

- Electronic time relay, single scale, single voltage.
- On delay, delay on make with start at relay energising
- 1 relay output with 1 changeover contact
- Delay time adjustable on front by rotary knob
- LED indicators for power on and relay state
- Plug-in housing with 8-pin socket, 31 S8; see page 10-9.
- Flush mounting with 31 L48 P8 socket; see page 10-9
- Degree of protection: IP40 on front and IP20 at terminals.

TIME RELAY L48TP

- Electronic time relay, multiscale, multivoltage.
- On delay, delay on make with start at relay energising
- 1 relay output with 1 changeover contact
- Delay time adjustable on front by rotary knob
- Time range selected by dip switches:
L48TP S: 0.3-3s; 1.2-12s; 10-100s; 7.8-780s
L48 TP M: 18s-3min; 72s-12min; 10-100min; 78-780min
- LED indicators for power on and relay state
- Plug-in housing with 8-pin socket, 31 S8; see page 10-9.
- Flush mounting with 31 L48 P8 socket; see page 10-9
- Degree of protection: IP40 on front and IP20 at terminals.

Time range setting

	A B	A B	A B	A B
	1 0	1 0	1 0	1 0
L48TP S	0.3-3s	1.2-12s	10-100s	78-780s
L48TP M	18s-3m	72s-12m	10-100m	78-780m

TIME RELAY T48TPB

- Electronic time relay, multiscale, single voltage, multifunction
- 2 relay outputs, each with 1 changeover contact, configurable either delay on make or instantaneous
- Delay time adjustable on front by rotary knob
- Time range selected by dip switches: 0.05-1s; 0.1-10s; 0.6s-1min; 6s-10min
- LED indicators for power on and relay state
- Plug-in housing with 8-pin socket, 31 S8; see page 10-9.
- Flush mounting with 31 L48 P8 socket; see page 10-9
- Degree of protection: IP40 on front and IP20 at terminals.

Time range setting

	A B	A B	A B	A B
	1 0	1 0	1 0	1 0
L48TPB	0.05-1s	0.1-10s	0.6s-1m	6s-10m

TIME RELAY L48M

- Electronic time relay, multiscale, multivoltage, multifunction
- Selectable functions: On delay, delay on make with start at relay energising. On delay, delay on break with start at relay de-energising. Flasher, starting with OFF interval. Flasher, starting with ON interval. Time relay resetting is possible on closing of external contact (R) connected to terminals 7-6. Possible time relay stopping storing elapsed time on closing of external contact (M) connected to terminals 7-5 and then restarting time on its opening. See diagrams on page W-18
- 2 relay outputs, each with 1 changeover contact; both delayed
- Delay time adjustable on front by rotary knob
- Time range selected by dip switches:
L48M M: 0.05-1s; 0.1-10s; 0.6s-1min; 6s-10min
L48M H: 0.05-1min; 0.1-10min; 0.6min-1h; 1min-10h
- LED indicators for power on and relay state
- Plug-in housing with 11-pin socket, 31 S11; see page 10-9. Flush mounting with 31 L48 P11 socket; see page 10-9
- Degree of protection: IP40 on front and IP20 at terminals.

Time range setting

	A B	A B	A B	A B
	1 0	1 0	1 0	1 0
L48M M	0.05s-1s	0.1-10s	0.6s-1min	6s-10min
L48M H	0.05-1min	0.1-10min	0.6min-1h	1min-10h

Certifications and compliance

Certifications obtained: us, GOST.
Compliant with standards: IEC/EN 61812-1.

Operational diagram

See page W-18.

Plug-in and flush mount time relays Accessories

Accessories for 48x48mm time relay

Order code	Description	Qty per pkg.	Wt
		n°	[kg]
31 S8	8-pin socket for screw fixing or on 35mm DIN rail (IEC/EN 60715). Screw terminals	10	0.042
31 L48 P8	8-pin loose socket. Screw terminals	10	0.018
31 S11	11-pin socket for screw fixing or on 35mm DIN rail (IEC/EN 60715). Screw terminals	10	0.047
31 L48 P11	11-pin loose socket. Screw terminals	10	0.019
31 L48AP	Flush mount bracket	10	0.007